

UNDERCOUNTERS

Coffee Shops • Bars • Quick Service Restaurants • Convenience Stores • Up to 80-Seat Restaurants • Small Nursing Care Facilities • Day Care Centers

Avenger® HT-E



ENERGY STAR

26

0.73

24-3/16" x 25-3/8" x 33-5/16"

Avenger® LT



ENERGY STAR

24

1.2

24-3/16" x 25-3/8" x 33-5/16"

GLASSWASHERS

Restaurants • Coffee Shops • Hotel and Casino Bars • Hotel Housekeeping Areas

Delta® 5-E



ENERGY STAR

40

1.16

25-1/4" x 24-1/2" x 39"

Delta® 1200 / 115



1200

10

25-1/4" x 25-1/4" x 39"

DOOR-TYPE

Coffee Shops • Quick Service Restaurants • Extended Living Facilities • Up to 100-Seat Full Service Restaurants • Up to 125-Bed Health Care Facilities • Small Middle & High Schools • Elementary Schools

TempStar®



ENERGY STAR

58 (TempStar)
39 (w/Ventless)

0.89

25-1/4" x 25-1/4" x 64-3/8" (TempStar)
25-1/4" x 30-1/2" x 82" (w/Ventless)

TempStar® GPX



57

1.0

25-1/4" x 25-1/4" x 64-1/2"

TempStar® HH



53 (TempStar HH)
37 (HH w/Ventless)

1.36

25-1/4" x 25-1/4" x 76-3/4" (TempStar HH)
25-1/4" x 30-1/2" x 93" (HH w/Ventless)

TempStar® HH/GPX




53

1.36

25-1/4" x 25-1/4" x 76-3/4"

Conserver® XL-E



ENERGY STAR

39

1.02

30-3/8" x 29-1/2" x 68-1/2"

Conserver® XL2



ENERGY STAR

74

1.17

50-1/2" x 25" x 68-1/2"

Conserver® XL HH



39


1.61

29-1/4" x 31" x 79"

ROUND

Coffee Shops • Churches • Quick Service Restaurants • Up to 50-Seat Restaurants

10 Series



45

1.29

35-1/2" x 24-1/4" x 58-1/4"

CONVEYORS

100+ Seat Full-Service Restaurants • Large Elementary, Middle and High Schools • 100 - 200 Bed Health Care Facilities • 75+ Room Assisted Living Facilities • Hotel Restaurants • Casino Restaurants • Catering Operations • Small Banquet Facilities

CREW® 44

electric or steam



223



0.35



64" x 30" x 65-3/4"

AJX-44/54

electric or steam



225 (Hi-Temp)
209 (Chemical)



0.68 (Hi-Temp)
0.78 (Chemical)



60" x 25" x 75-1/2"
70" x 25" x 75-1/2"

AJ-64

electric, steam or gas



287



0.77



80" x 25" x 75-1/2"

AJ-44CGP

gas only



248



0.94



60" x 25" x 75-1/2"

CREW® 66

electric or steam



223



0.35



86" x 30" x 65-3/4"

AJX-66/76

electric or steam



225 (Hi-Temp)
209 (Chemical)



0.68 (Hi-Temp)
0.78 (Chemical)



82" x 25" x 75-1/2"
92" x 25" x 75-1/2"

AJ-86

electric, steam or gas



287



0.77



102" x 25" x 75-1/2"

AJ-66CGP

gas only



248



0.94



82" x 25" x 75-1/2"

AJX-80/90

electric or steam



225 (Hi-Temp)
209 (Chemical)



0.68 (Hi-Temp)
0.78 (Chemical)



96" x 25" x 75-1/2"
106" x 25" x 75-1/2"

AJ-100

electric, steam or gas



287



0.77



116" x 25" x 75-1/2"

AJ-80CGP

gas only



248



0.94



96" x 25" x 75-1/2"

LEGEND



High Temp Sanitizing



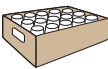
Chemical Sanitizing



Glasses per Hour



Dishes per Hour



Racks per Hour



Dimensions
(Width x Depth x Height)



Gallons per Rack



Gallons per Hour

FLIGHT-TYPE



Hospitals • University Dining Facilities • Casinos • Lodging • Banquet Halls • Large Employee Cafeterias • Correctional Facilities

LoH₂O JFT



11,094



58



47" Width
82" Height
Specify Length
25" Clearance

JFT



14,964



139



47" Width
82" Height
Specify Length
25" Clearance

Jackson WWS, Inc.

Shipping Address: 6209 North U.S. Highway 25E, Gray, KY 40734

Mailing Address: P.O. Box 1060, Barbourville, KY 40906

Telephone: 888-800-5672 • Fax: 606-523-1799

Email: info@jacksonwws.com

07610-003-68-46 [11/11/15]

CLICK OR SCAN

to explore all of our warewashing solutions at www.jacksonwws.com

www.jacksonwws.com

